

How-to – Pull Quote Embed

V0.1-Global Marketing Technology-AEM

Component Name: Pull Quote Embed

Author: Syed Faheem

Creation Date: April 21, 2020

Last Updated: April 21, 2020

Version: [v0.1](#)

1 Document History

The following important changes have been made to this document:

Date	Version #	Description of Changes Made	Author	Approved By
April 21, 2020	V0.1	First draft	Syed Faheem	

2 Introduction

This document provides “How to Instructions” for the component “Pull Quote Embed”.

2.1 *Short Description*

Pull quote is an excerpt from the presented text. Used to pull a text passage out of user's reading flow and give it a more dominant position in the article, report or any other details page.

Feature Overview

- This component includes text and micro-sharing capability.
- This component has only 1 variation

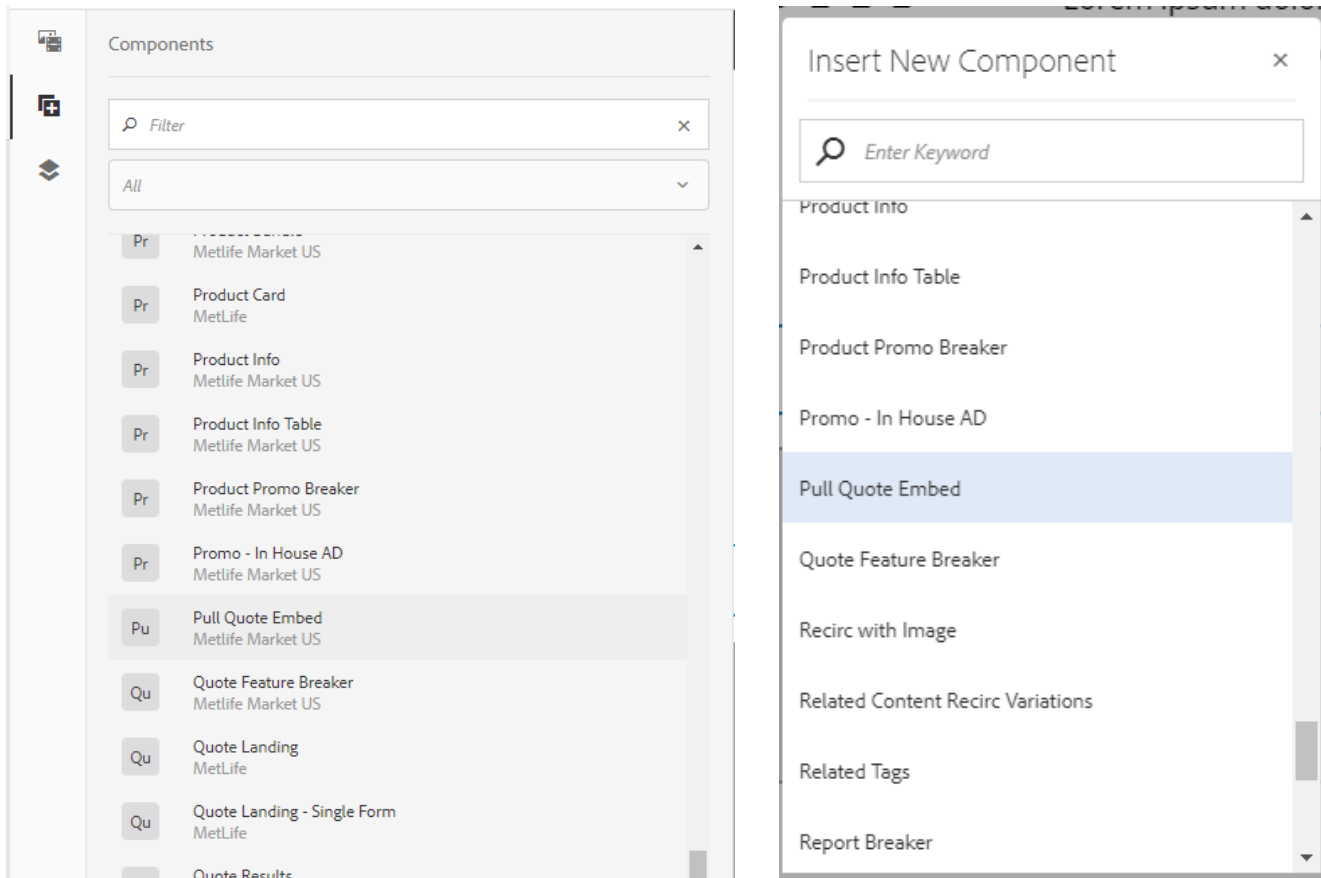
2.2 Intended Audience

The primary audience of this design is:

- Content Authors
- Agencies
- Marketers

3 How to Enable/Turn-On the Component

This component is available in the Side Panel and the page level “Insert Component” menu.

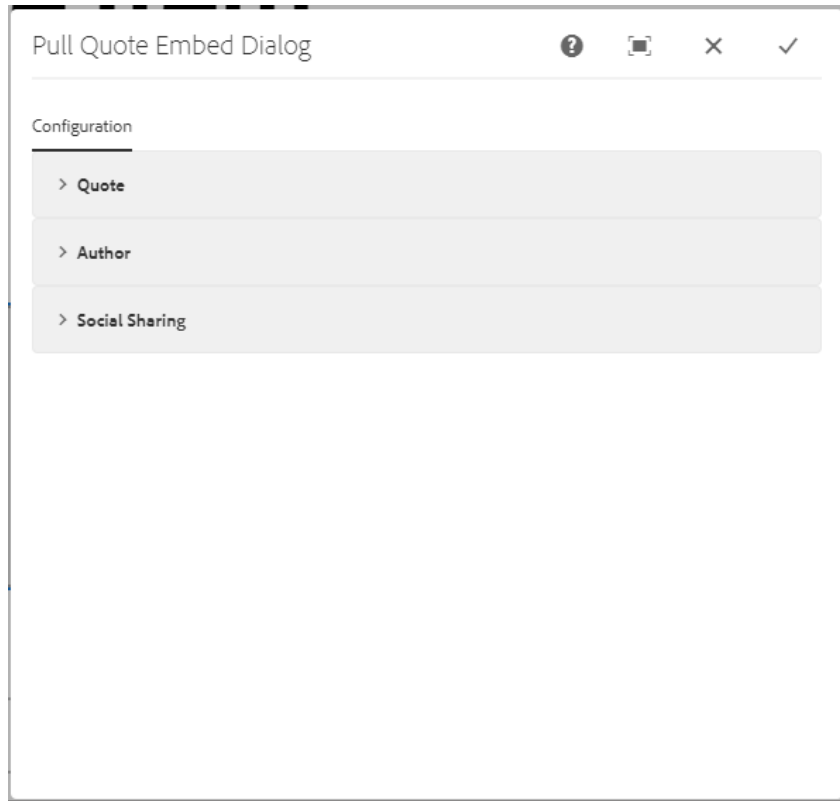


4 Component Dialog

This dialog for the Pull Quote Embed contains one tab, **Configuration**.

Configuration Tab

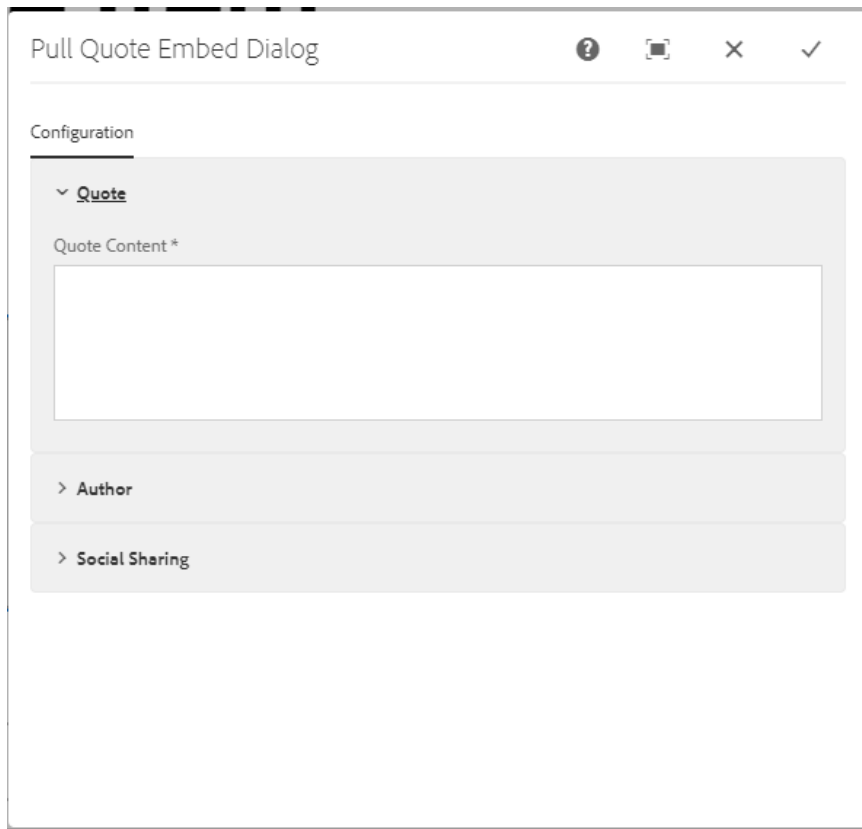
This tab has three sections, **Quote**, **Author**, and **Social Sharing**.



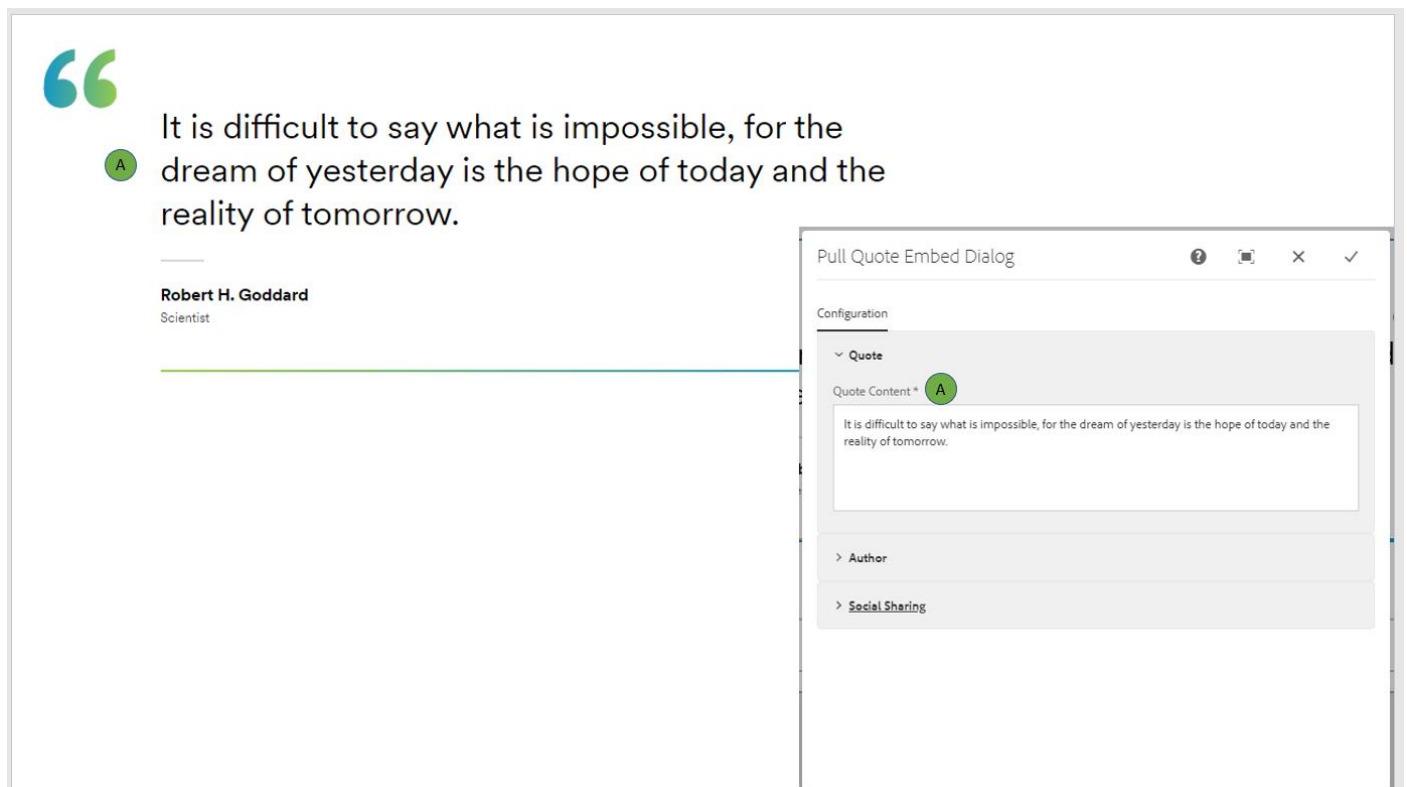
Quote

This section will contain the quote content configuration.

- **Quote Content** – This is the content of the quote.



The screenshot shows a dialog box titled "Pull Quote Embed Dialog" with a configuration section. Under the "Quote" section, there is a "Quote Content *" field which is currently empty. Below it are expandable sections for "Author" and "Social Sharing".

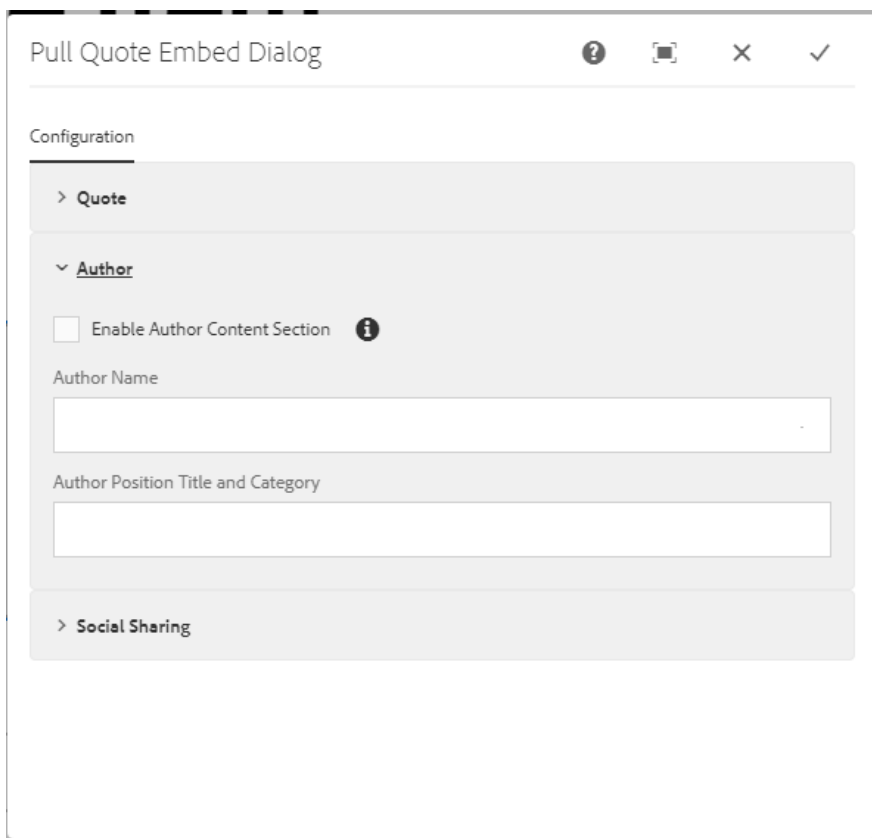


The screenshot shows a quote embed in a document. The quote content is visible in the configuration dialog on the right. The quote content is: "It is difficult to say what is impossible, for the dream of yesterday is the hope of today and the reality of tomorrow." The author is Robert H. Goddard, Scientist. A green circle with the letter 'A' is placed over the quote content in both the document and the configuration dialog.

Author

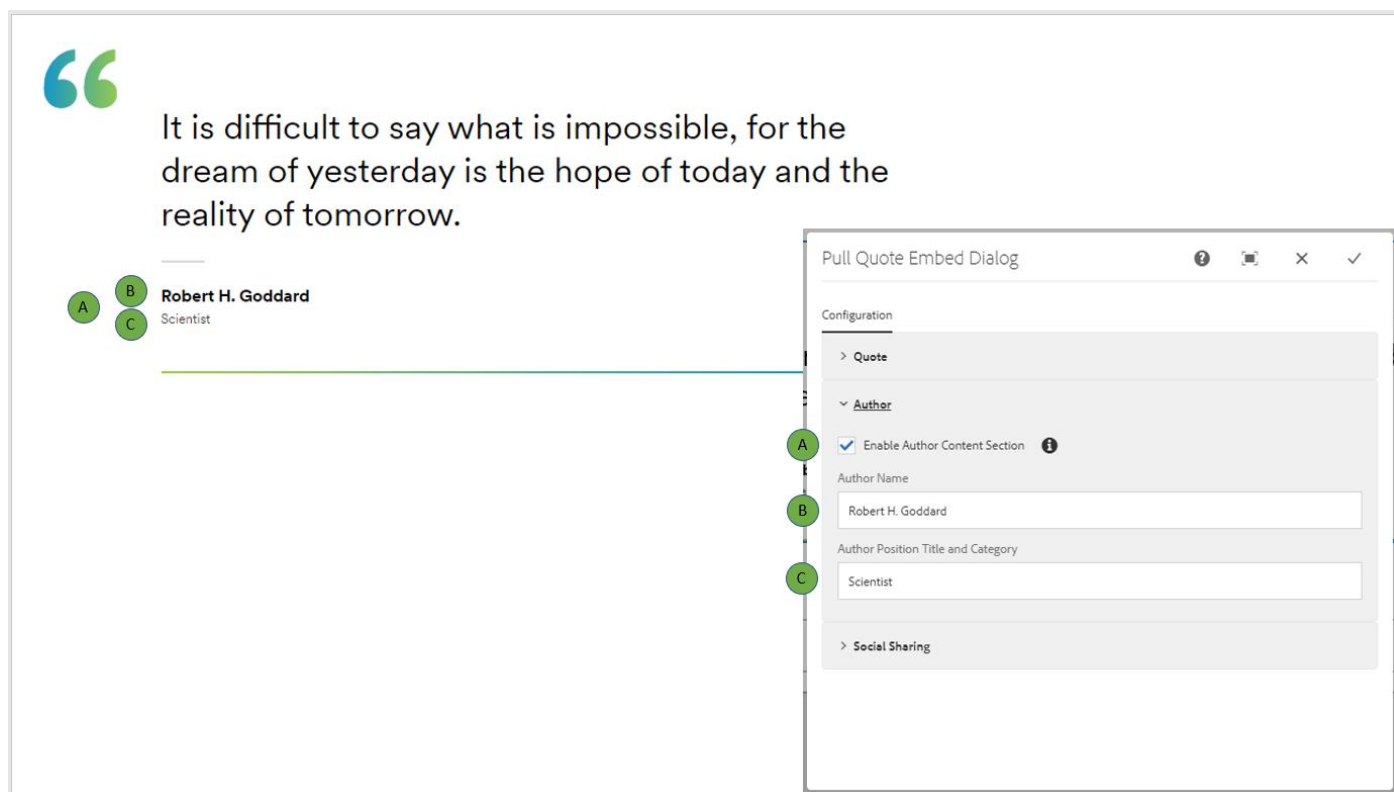
This section will contain the author content configuration.

- **Enable Author Content Section** – This enables the display of the author section
- **Author Name** – This is the input for the author’s name.
- **Author Position Title and Category** – This is the input for the author position title and category.



The screenshot shows a configuration window titled "Pull Quote Embed Dialog". It has a "Configuration" section with three expandable panels: "Quote", "Author", and "Social Sharing". The "Author" panel is expanded and contains the following elements:

- An unchecked checkbox labeled "Enable Author Content Section" with an information icon.
- An input field labeled "Author Name" which is currently empty.
- An input field labeled "Author Position Title and Category" which is currently empty.

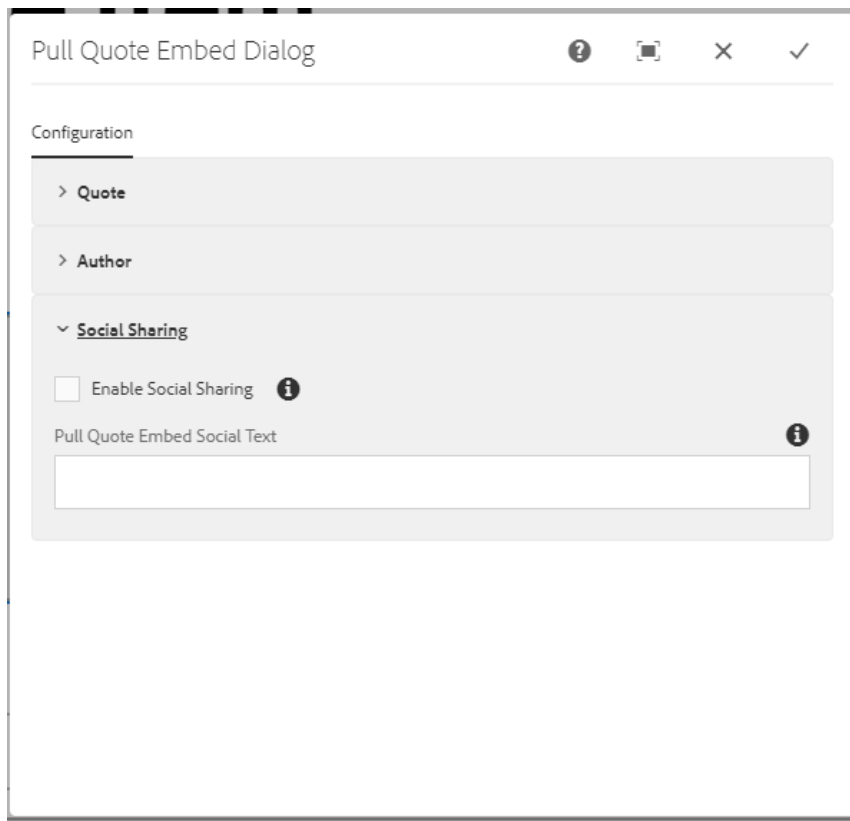


The final rendered quote is displayed on the left side of the page. It features a large green quotation mark icon, the text "It is difficult to say what is impossible, for the dream of yesterday is the hope of today and the reality of tomorrow.", and the author's name "Robert H. Goddard" with the title "Scientist" below it. Three green circles labeled A, B, and C are positioned to the left of the author's name. A blue line connects circle A to the "Enable Author Content Section" checkbox in the configuration dialog on the right. Another blue line connects circle B to the "Author Name" input field, and a third blue line connects circle C to the "Author Position Title and Category" input field. The configuration dialog on the right is identical to the one in the previous image, but with the "Enable Author Content Section" checkbox checked and the input fields populated with "Robert H. Goddard" and "Scientist" respectively.

Social Sharing

This section will contain the social sharing content configuration.

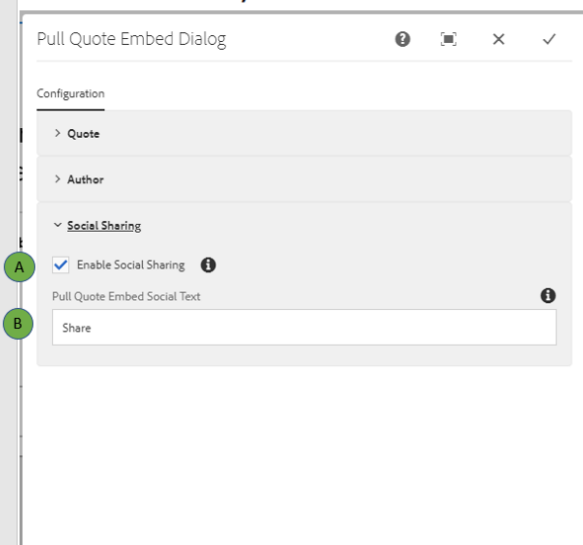
- **Enable Social Sharing** – This enables the social sharing.
- **Pull Quote Embed Social Text** – This is the text that is output when sharing. If not filled out, the quote text is used instead.



The screenshot shows a configuration window titled "Pull Quote Embed Dialog". It has a standard window header with a help icon, a maximize icon, a close icon, and a checkmark icon. The main content area is labeled "Configuration" and contains three expandable sections: "> Quote", "> Author", and "v Social Sharing". The "Social Sharing" section is expanded and contains a checkbox labeled "Enable Social Sharing" with an information icon to its right. Below this is a text input field labeled "Pull Quote Embed Social Text" with an information icon to its right. The input field is currently empty.



It is difficult to say what is impossible, for the dream of yesterday is the hope of today and the reality of tomorrow.



This screenshot shows the same "Pull Quote Embed Dialog" configuration window as above, but with annotations. A green circle labeled 'A' is placed over the "Enable Social Sharing" checkbox, which is now checked. A green circle labeled 'B' is placed over the "Pull Quote Embed Social Text" input field, which now contains the word "Share". A blue line extends from the refresh icon in the previous image towards the right side of the page.

AEM Component Data Model

Tab	Field Name	Field Group	Field Type	Validation	Accepted values
Configuration	Quote Content	Quote	Text Area	Mandatory, Max Length 200 Char	Text
	Enable Author Content Section	Author	Checkbox	Mandatory	Checked Unchecked
	Author Name	Author	Text	Optional	Text
	Author Position Title and Category	Author	Text	Optional	Text
	Enable Social Sharing	Social Sharing	Checkbox	Mandatory	Checked Unchecked
	Pull Quote Embed Social Text	Social Sharing	Text	Optional	Text