

# Grouped Content

## How-to Guide

### Global Marketing Technology

**AEM Component Name: Grouped Content**

---

**Creation Date:** August 31, 2021

**Last Updated:** August 31, 2021

**Version:** [\[1.0\]](#)

## 1 Document History

The following important changes have been made to this document:

Date	Version #	Description of Changes Made	Author	Approved By
08/31/2021	1.0	Initial Draft	Mohammed Muneebuddin	
09/13/2021	1.0	Final		Syed Faheem

## Contents

<b>1</b>	<b>DOCUMENT HISTORY</b>	<b><u>1</u></b>
<b>2</b>	<b>INTRODUCTION</b>	<b><u>4</u></b>
2.1	SHORT DESCRIPTION	<u>4</u>
2.2	INTENDED AUDIENCE	<u>4</u>
<b>3</b>	<b>HOW TO ENABLE/TURN-ON THE COMPONENT</b>	<b><u>5</u></b>
<b>4</b>	<b>COMPONENT DIALOG</b>	<b><u>5</u></b>

## 2 Introduction

This document provides How-to Instructions for the component grouped content. This is intended and available to be used on all 2.0-page template(s).

### 2.1 Short Description

This component is used to present content in a card format. There are two variations to this component, i.e. grouped content with Icon and grouped content without Icon.

### AEM Component Data Model

Tab	Field Name	Field Group	Field Type	Validation	Accepted values	
Configuration	Headline (H2 Tag)	None	Text Field	Mandatory Max Char. 50	Alphanumeric	
	Copy	None	Text Field	Optional	Alphanumeric	
	CTA Text	None	Text Field	Optional	Alphanumeric	
	CTA Path	None	Path Field	Optional	Alphanumeric	
	CTA Target	None	Dropdown	Optional	Same Page New Page	
	Enable Icons	None	Dropdown	Optional	Enable Disable	
	<b>Sections</b>					
	Icon	Sections	Path Field	Mandatory (When Enable Icons is checked)	Alphanumeric	
	Icon Alt Text	Sections	Text Field	Mandatory (When Enable Icons is checked)	Alphanumeric	
	Heading (H3 Tag)	Sections	Text Field	Mandatory Max Char. 75	Alphanumeric	
	Copy	Sections	Text Field	Optional Max Char. 180	Alphanumeric	
	CTA Text	Sections	Text Field	Mandatory	Alphanumeric	
	CTA Path	Sections	Path Field	Mandatory	Alphanumeric	
	CTA Target	Sections	Dropdown	Mandatory	Same Page New Page	

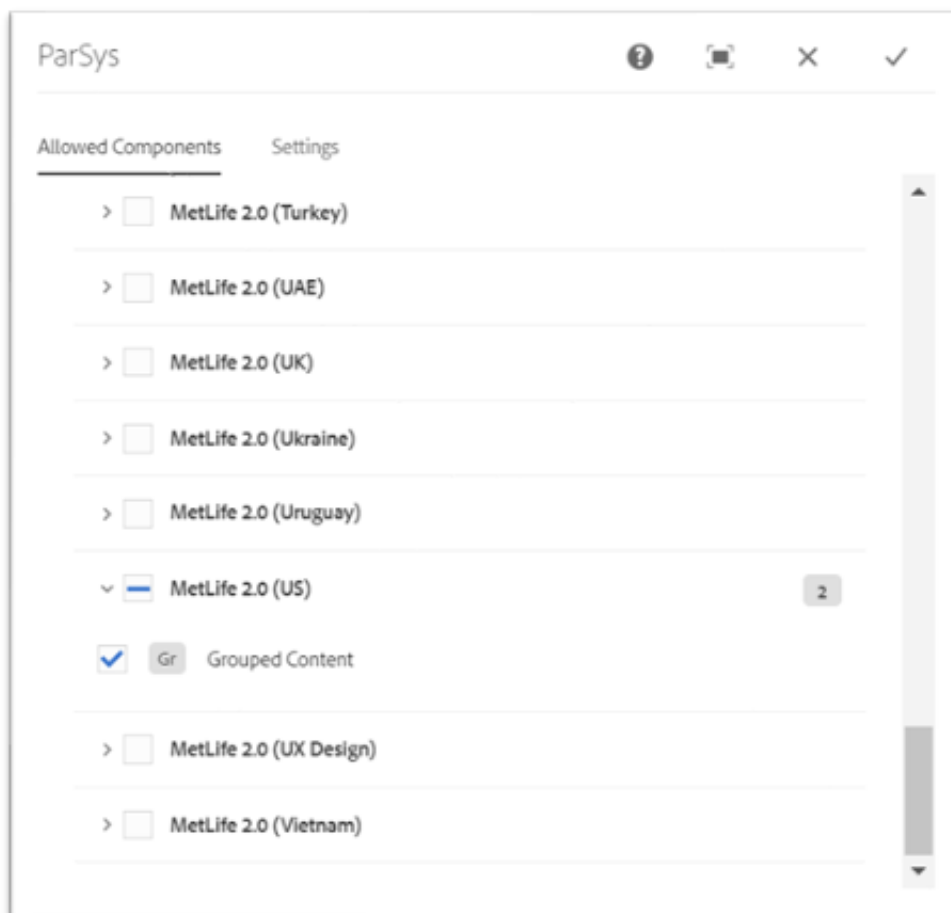
## 2.2 Intended Audience

The primary audience of this design is:

- Content Authors
- Agencies
- Marketers

## 3 How to Enable/Turn-On the Component

This component should be available by default when the Evolution set up is enabled on a page. If it is still not available, then it can be enabled by going to the *Design mode* of the page and click *Configure* button on any prays and select from the list of available components (MetLife 2.0 based on the market) and click on ✓ symbol to complete the selection.



## 4 Component Dialog

- Select edit to open the dialog and begin editing the component fields.

### Feature Overview

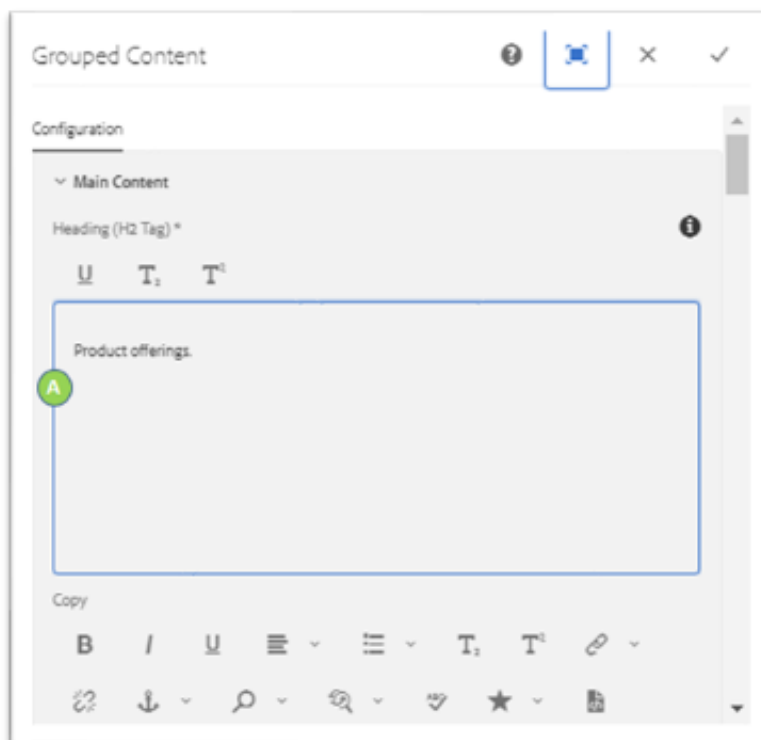
### Configuration

1. **Headline (H2 Tag)** – Provide a meaningful headline for the content of grouped content.
2. **Copy** – Provide a meaningful introduction for the content of grouped content.
3. **CTA Text** – Provide a meaningful text for the hyperlink that navigates to the next page.
4. **CTA Path** – Provide the link path for the authored link text.
5. **CTA Target** – Select the dropdown value as 'Same Page' or 'New Page'.
6. **Enable Icons** – Select the dropdown value as 'Enable' or 'Disable'.
7. **Icon** – Provide path of the image to be displayed as Icon.
8. **Icon Alt Text** – Provide a meaningful alternate text for the Icon.
9. **Headline (H2 Tag)** – Provide a meaningful headline for the content of card.
10. **Copy** – Provide a meaningful introduction for the content of card.
11. **CTA Text** – Provide a meaningful text for the hyperlink that navigates to the next page.
12. **CTA Path** – Provide the link path for the authored link text.
13. **CTA Target** – Select the dropdown value as 'Same Page' or 'New Page'.

There are two variations for this component:

### Variation 1: Grouped Content with Icon

To add card content, click on add card in sections. The Enable Icons must be checked to show Grouped Content with Icon



Grouped Content

Copy

**B** / U [List Icon] [List Icon] T<sub>1</sub> T<sub>2</sub> [Link Icon]

[Image Icon] [Anchor Icon] [Magnifying Glass Icon] [Magnifying Glass Icon] [Heart Icon] [Star Icon] [Image Icon]

[Text Icon] [Table Icon] [Scissors Icon] [Copy Icon] [Paste Icon] [Undo Icon] [Redo Icon]

CI ROP Super is a life insurance policy with health protection concept.

- A lump sum amount up to BDT 2,000,000 upon diagnosis of or actual undergoing of surgery for as the case may be, any of the covered 10 Critical illnesses
- Benefit in case of death due to covered critical illnesses and other causes.

CTA

CTA Text

Grouped Content

CTA

CTA Text

Learn More

CTA Path

<https://www.metlife.com.bd/solutions/health-protection/critical-illness-insura>

CTA Target

Same Page

Card Content

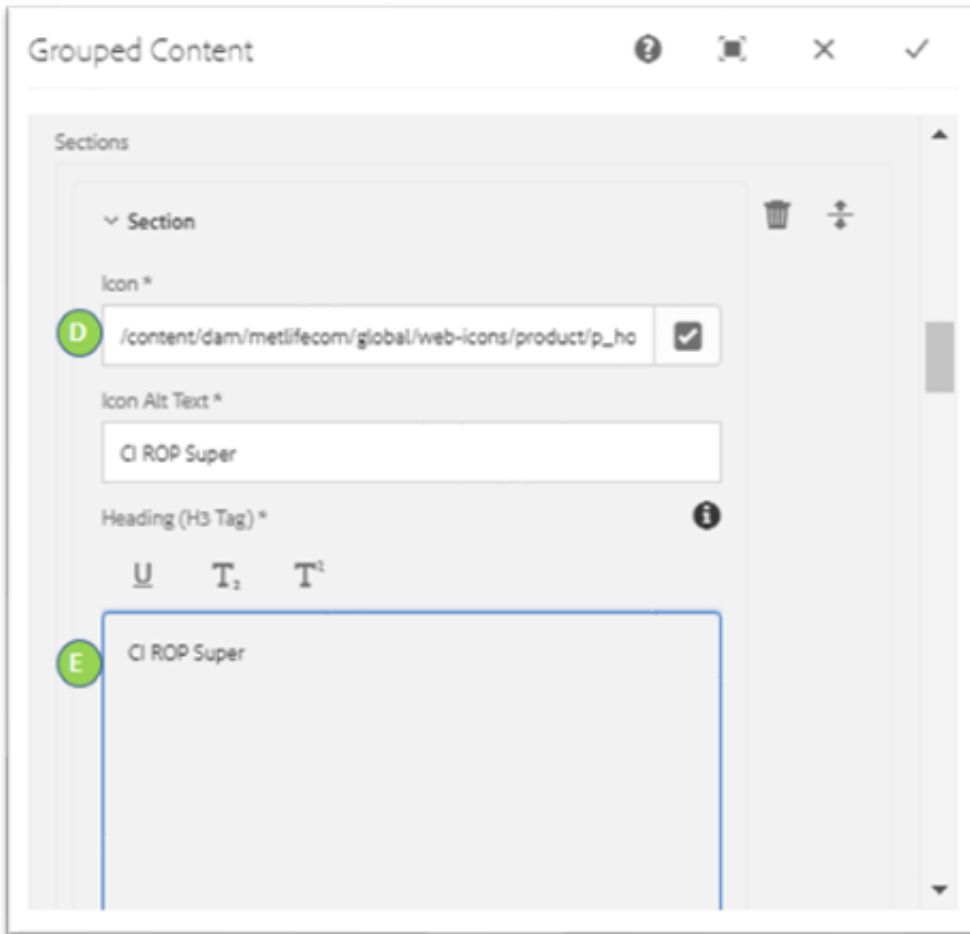
Enable Icons

Enable

Sections

Section





Grouped Content

Copy

**B** / U [List Bullets] [List Numbered] T<sub>1</sub>

T<sub>1</sub> [Link] [Image] [Anchor] [Search] [Find]

[Find] [Heart] [Star] [Image] [Image] [Image]

[Scissors] [Image] [Image] [Image] [Undo] [Redo]

**F** Stay protected from 10 critical illnesses for 10 years with life insurance coverage from MetLife.

CTA

CTA Text

Grouped Content

Stay protected from 10 critical illnesses for 10 years with life insurance coverage from MetLife.

CTA

CTA Text

See More

CTA Path

<https://www.metlife.com.bd/solutions/health-protect>

CTA Target

Same Page


**A Product offerings.**

**B** CI ROP Super is a life insurance policy with health protection concept.

A lump sum amount up to BDT 2,000,000 upon diagnosis of or actual undergoing of surgery for as the case may be, any of the covered 10 Critical Illnesses

Benefit in case of death due to covered critical illnesses and other causes.


**C** [LEARN MORE](#)

**D** 

**E** CI ROP Super

**F** Stay protected from 10 critical illnesses for 10 years with life insurance coverage from MetLife.


**G** [See More](#)



**Critical Care**

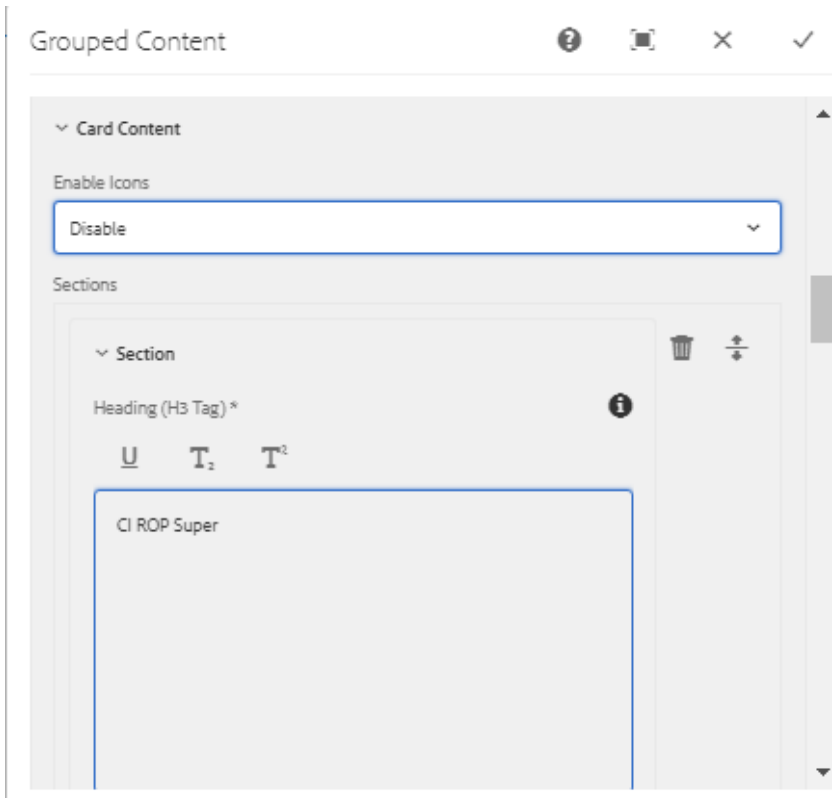
A specialized scheme from MetLife Bangladesh which provides immediate financial help to combat 25 critical illnesses.

[See More](#)



## Variation 2: Grouped Content without Icon

To add card content, click on add card in sections. The Enable Icons must be unchecked to show Grouped content without Icon



---

# Product offerings.

CI ROP Super is a life insurance policy with health protection concept.

A lump sum amount up to BDT 2,000,000 upon diagnosis of or actual undergoing of surgery for as the case may be, any of the covered 10 Critical Illnesses

Benefit in case of death due to covered critical illnesses and other causes.

[LEARN MORE](#)

## CI ROP Super

Stay protected from 10 critical illnesses for 10 years with life insurance coverage from MetLife.

[See More](#)

## Critical Care

A specialized scheme from MetLife Bangladesh which provides immediate financial help to combat 25 critical illnesses.

[See More](#)

## Hospital Care

This offering from Bangladesh provides daily financial support should you, or your family, have to stay in hospital.

[See More](#)