

How-to – Global Properties - Notifications

V1.0-Global Marketing Technology-AEM

Component Name: Notification

Author: Anthony Harris

Creation Date: 10-14-2019

Last Updated: 10-14-2019

Version: [\[1.0\]](#)

1 Document History

The following important changes have been made to this document:

Date	Version #	Description of Changes Made	Author	Approved By
10/14/2019	1.0	Initial Draft	Anthony Harris	

Table of Contents

Contents

1	DOCUMENT HISTORY	2
2	INTRODUCTION.....	4
2.1	SHORT DESCRIPTION.....	4
2.2	AEM COMPONENT DATA MODEL.....	5
2.3	INTENDED AUDIENCE	5
3	HOW TO ENABLE/TURN-ON THE COMPONENT.....	6
4	COMPONENT DIALOG.....	7

2 Introduction

This document provides “How to Instructions” for the component “Global Properties - Notification”.

2.1 Short Description

Notifications can be set on all Evolution home pages and can be configured via Global Properties; 3 types of notifications can be set:

- Promo message – just used for promotional messages, like reminder for Open Enrollment
- Alert message – used for Emergency messages, like Flood/Wild fire
- Cookie Banner – used to notify the Cookie policy and usage on the Website

Feature Overview

Cookie Banner Configuration

Provides the option to set Cookie Banner on Evolution pages, includes options to include Message and Button label

Alert Message Configuration

Provides the option to set Alert Message on Evolution pages, includes options to include Message and Supporting Copy

Alert Message Configuration

Provides the option to set Alert Message on Evolution pages, includes options to include Message and Supporting Copy

Following are the rules that are enforced:

- Announcement Promo Notification (This is a low priority type of notification; Lower priority notifications will not reappear upon user closing the notification)
- Alert Notification (This is a higher priority type of notification; **Higher priority notifications will reappear on next visit to the MetLife site**)
- Cookie Banner (This will remain at the bottom of a user's screen throughout the experience until ‘Accept Cookies’ or ‘X’ has been clicked/tapped)
- Must be an embedded component and NOT available in side-kick
- Must have the ability to turn off/on
- When turned on, must be available across pages
- This will live under the global navigation when necessary
- This module will have a background, text, and CTA when desired for use

Note: If there is a situation when an emergency alert and a promotional alert may need to appear at the same time, just show the emergency alert notification. Once that alert is dismissed, the promotional alert can then appear. Both should not show at the same time

2.2 AEM Component Data Model

Tab	Field Name	Field Group	Field Type	Validation	Accepted values
Notifications	Enable	Cookie Banner Configuration	Checkbox	Optional	Checked Unchecked
	Aria Label	Cookie Banner Configuration	Text Field	Optional	Alphanumeric
	Message	Cookie Banner Configuration	RTE	Optional	Alphanumeric HTML Links
	Button Label	Cookie Banner Configuration	Text Field	Optional	Alphanumeric
	Duration	Cookie Banner Configuration	Number Field	Optional	Numeric
	Ally Immediate Analytics	Cookie Banner Configuration	Text Field	Optional	Checked Unchecked
	Enable	Alert Message Configuration	Checkbox	Optional	Checked Unchecked
	Aria Label	Alert Message Configuration	Text Field	Optional	Alphanumeric
	Message	Alert Message Configuration	RTE	Optional	Alphanumeric HTML Links
	Supporting Copy	Alert Message Configuration	Text Field	Optional	Alphanumeric
	Enable	Promo Message Configuration	Checkbox	Optional	Checked Unchecked
	Aria Label	Promo Message Configuration	Text Field	Optional	Alphanumeric
	Message	Promo Message Configuration	RTE	Optional	Alphanumeric HTML Links
	Supporting Copy	Promo Message Configuration	Text Field	Optional	Alphanumeric


2.3 Intended Audience

The primary audience of this design is:

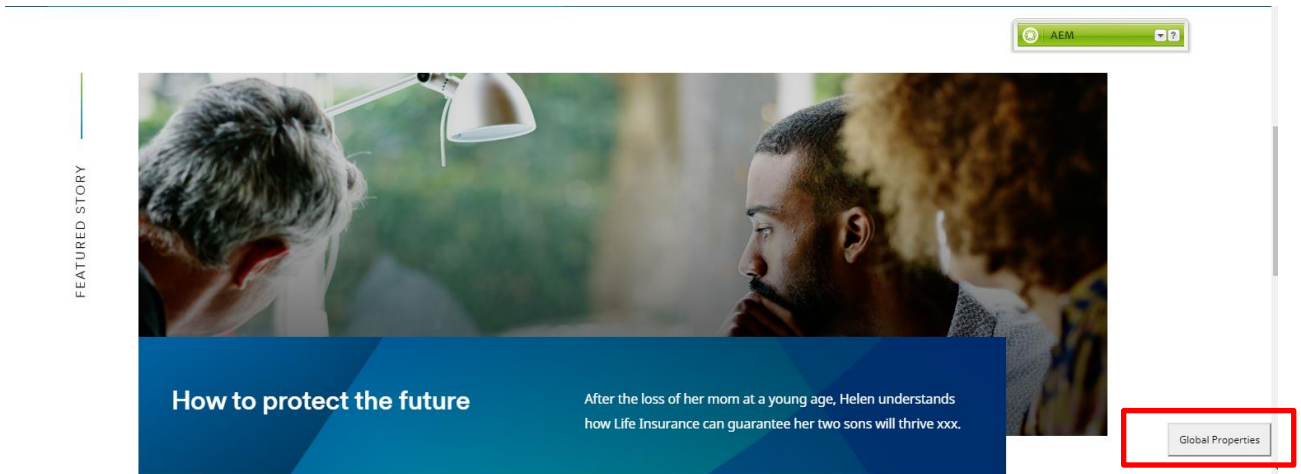
- Content Authors
- Agencies
- Marketers

3 How to Enable/Turn-On the Component

First go into Design Mode.



Then Select the "Global Properties" Button in the lower right-hand corner, then navigate to the header tab.



4 Component Dialog

Notifications

1. Cookie Banner Configuration
 - a. Enable – Enables Cookie Banner
 - b. Aria Label – ADA Label
 - c. Message – Cookie message displayed to user
 - d. Button Label – Button Text show to user
 - e. Duration – Length of time for cookie to be stored
 - f. Allow Immediate Analytics – Drops Cookie Automatically
2. Alert Message Configuration
 - a. Enable – Enables Alerts
 - b. Aria Label – ADA Label
 - c. Message – Message Displayed to user
 - d. Supporting Copy – Message Displayed to user
3. Promo Message Configuration
 - a. Enable – Enables promo message
 - b. Aria Label – ADA Label
 - c. Message – Message Displayed to user
 - d. Supporting Copy – Message Displayed to user

The screenshot shows the 'Global Properties' dialog box with the 'Notifications' tab selected. It contains two main configuration sections:

- Cookie Banner Configuration:**
 - Enable:** A checkbox that is currently unchecked.
 - Aria Label:** A text input field containing 'Cookie Banner'. Below it is a note: 'This is the text for accessibility screen readers'.
 - Message:** A rich text editor containing the text: 'We use cookies to help us remember information about your visit, such as your user settings, browser software, operating system, your preferred language and other user settings.' Below the editor is a note: 'Character Limit is 180'.
 - Button Label:** A text input field containing 'ACCEPT COOKIES'.
 - Duration:** A text input field containing '365'. Below it is a note: 'Please enter a number greater than 364 (Days)'.
 - Allow Immediate Analytics:** A checkbox that is currently unchecked.
- Alert Message Configuration:**
 - Enable:** A checkbox that is currently unchecked.
 - Aria Label:** A text input field containing 'Alert message'. Below it is a note: 'This is the text for accessibility screen readers'.
 - Message:** A rich text editor containing the text: 'Major wild fires in Northern California:'.
 - Supporting Copy:** A rich text editor containing the text: 'Click [here](#) for more.'

Character Limit is 35

Promo Message Configuration

Enable

Aria Label
This is the text for accessibility screen readers

Message
This is the text for accessibility screen readers

Supporting Copy

Deadline approaching to enroll, learn more about your options [here](#).

Character Limit is 100

Global Properties

Header | Navigation Config | **Notifications** | Footer | Vendor Code Configuration | Market Configuration | Social | Accessibility | EBTS Config

Cookie Banner Configuration

Enable

Aria Label
This is the text for accessibility screen readers

Message

a We use cookies to help us remember information about your visit, such as your user settings, browser software, operating system, your preferred language and other user settings.

a We use cookies to help us remember information about your visit, such as your user settings, browser software, operating system, your preferred language and other user settings. **b** ×

Character Limit is 180

Button Label **b**

Duration
Please enter a number greater than 364 (Days).

Allow Immediate Analytics


Alert Message Configuration

Enable

Aria Label

This is the text for accessibility screen readers

Message **a**

Supporting Copy  **b** Click Here for more

a Major wild fires in Northern California: Click [here](#) for more. **b** ×

Character Limit is 35


Promo Message Configuration

Enable

Aria Label

This is the text for accessibility screen readers

Message **a**

Supporting Copy  **b** Deadline approaching to enroll. Learn more about your options, [here](#)

a Open Enrollment: ×

b Deadline approaching to enroll, learn more about your options [here](#).

Character Limit is 100