

How-to – Detail Hero

V1.0-Global Marketing Technology-AEM

Component Name: Detail Hero

Author: Jon Ziefle

Creation Date: 10-02-2019

Last Updated: 10-16-2019

Version: v1.0

1 Document History

The following important changes have been made to this document:

Date	Version #	Description of Changes Made	Author	Approved By
10/16/2019	1.0	Initial Draft	Jon Ziefle	

Table of Contents

Contents

1	DOCUMENT HISTORY	2
2	INTRODUCTION.....	4
2.1	SHORT DESCRIPTION.....	4
2.2	AEM COMPONENT DATA MODEL.....	5
2.3	INTENDED AUDIENCE	5
3	HOW TO ENABLE/TURN-ON THE COMPONENT.....	6
4	COMPONENT DIALOG.....	7

2 Introduction

This document provides “How to Instructions” for the component “Detail Hero”. This is an Embedded component and is only available on Solution Detail page.

2.1 Short Description

This component is used to highlight Product Categories on Solution Detail pages. It includes Background Image and CTA. Detail Hero provides Author flexibility to include CTA/Phone numbers or both CTA and Phone numbers on the Detail Hero to enhance the User experience and interaction.

Author can also use Detail Hero with just Text and no Image option.

Feature Overview

Background Image

Used to highlight the Product Category in Active state - Background image for Detail hero to be provided by Brand team along with the Gradient treatment

Following rules are enforced on Detail page:

- Detail page will include Breadcrumbs

Headline

RTE provides Author flexibility to include content to highlight Product category

CTA

Used to navigate to Lead Gen overlay or another page

Phone Numbers

Clickable numbers

Breakpoint Considerations

Elements stack vertically

2.2 AEM Component Data Model

Tab	Field Name	Field Group	Field Type	Validation	Accepted values
Content	Variation	Main Content	Select	Mandatory	Text Text and Image
	Desktop/Tablet Image	Main Content	Path	Mandatory	Valid Image
	Mobile Image	Main Content	Path	Optional	Valid Image
	Image Position	Main Content	Select	Mandatory	Left Top Left Center Right Top Right Center Center Top Center Center
	Headline Title	Main Content	Text Area	Mandatory, Max Length 30 Char	Text
	Headline Copy	Main Content	Text Area	Mandatory, Max Length 150 Char	Text
	Additional Content Type	Additional Content	Select	Mandatory	None CTA Contact Link CTA and Contact Link
	CTA Text	Additional Content	Text Area	Mandatory, Max Length 13 Char	Text
	CTA Path	Additional Content	Path	Mandatory	Valid path
	CTA Open In	Additional Content	Select	Mandatory	Same Page New Page
	Contact Label	Additional Content	Text Area	Mandatory	Text
	Contact Text	Additional Content	Text Area	Mandatory	Text
	Contact Path	Additional Content	Path	Mandatory	Valid path
	Contact Open In	Additional Content	Select	Mandatory	Same Page New Page
Appearance	Bottom Spacing	Spacing	Select	Mandatory	Yes No

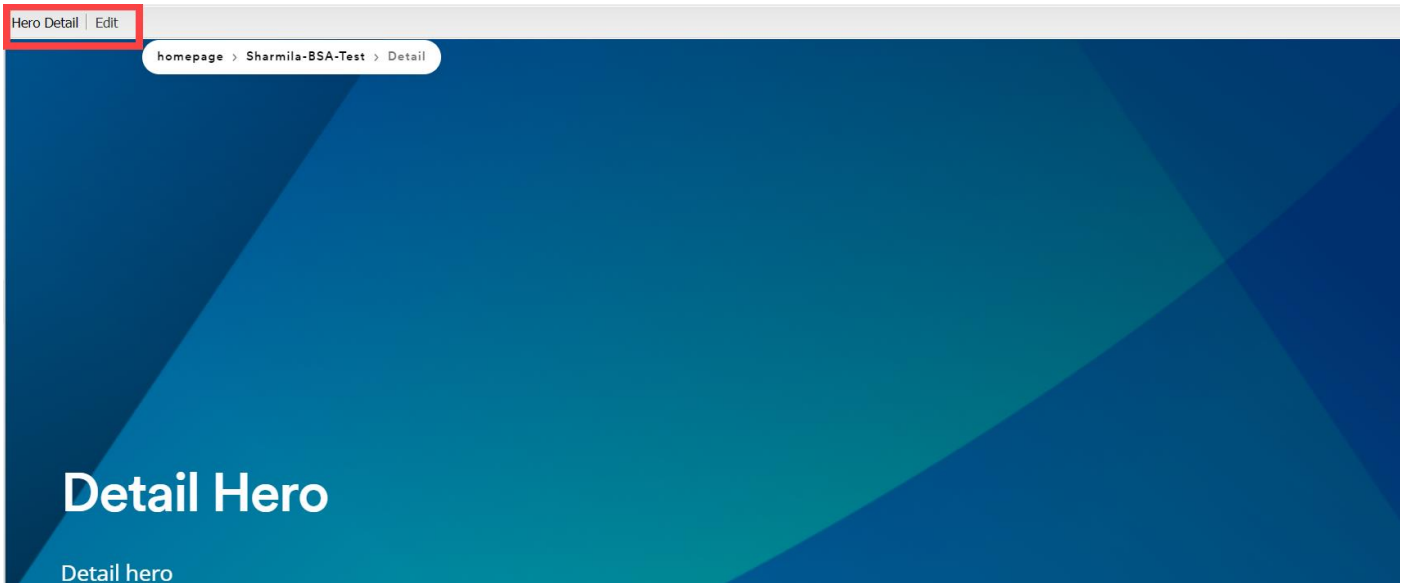
2.3 Intended Audience

The primary audience of this design is:

- Content Authors
- Agencies
- Marketers

3 How to Enable/Turn-On the Component

This component is embedded in the Detail Page template and not available in the Sidekick. There is no option to enable/disable it; it is a mandatory component.

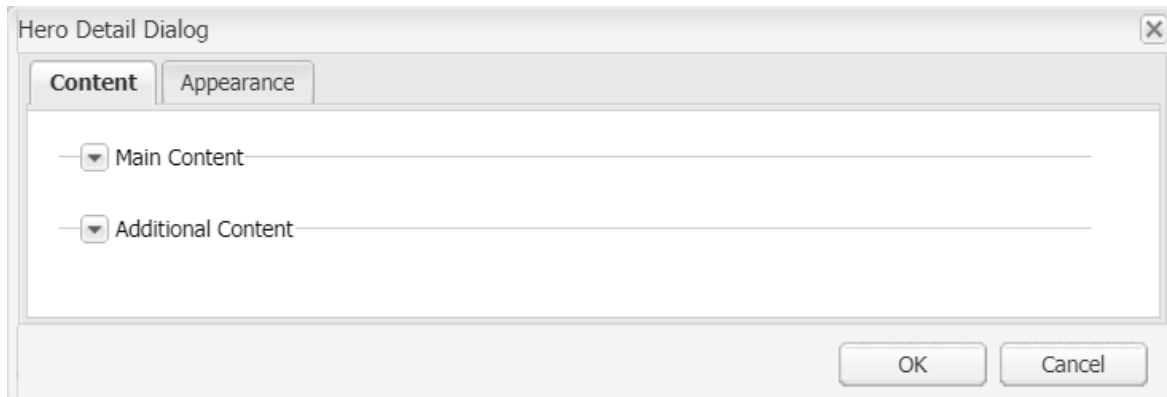


4 Component Dialog

This dialog for the Detail Hero contains two tabs (Content and Appearance).

Content Tab

This tab has two sections, **Main Content** and **Additional Content**:

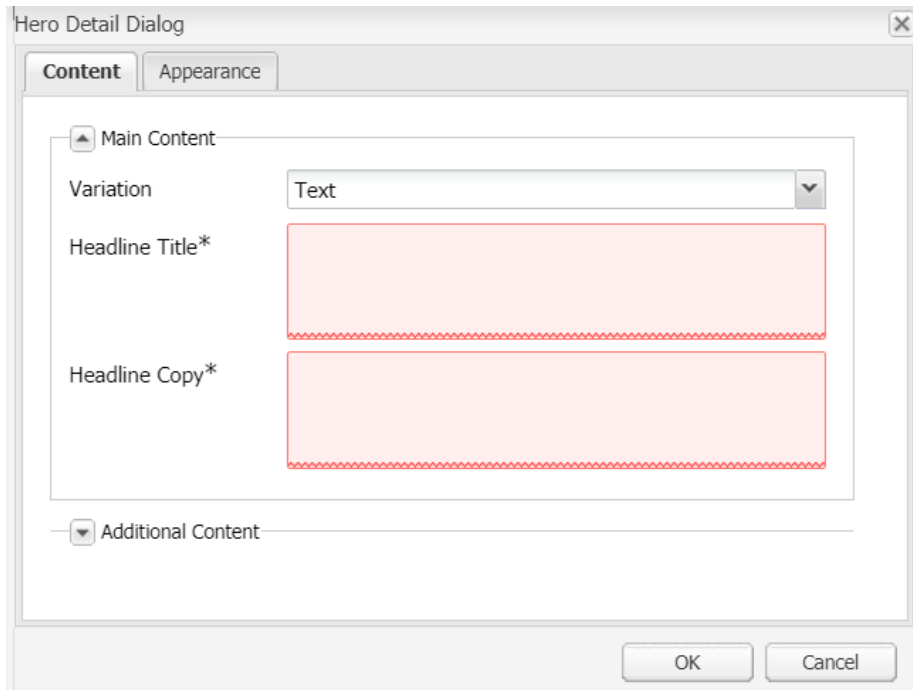


Main Content

This section will contain the main content configuration (which is mandatory).

1. **Variation** – This is the variation type for the component.
2. **Desktop/Tablet Image** – The image that will display in the Desktop and Tablet views
3. **Mobile Image** – The image that will display in the Mobile view. If not selected, the mobile view will default to the Desktop/Tablet Image.
4. **Image Position** – This is the position of the image in all views.
5. **Headline Title** – This is the headline title.
6. **Headline Copy** – This is the copy that will be below the title

Variation – Text



Hero Detail Dialog

Content Appearance

Main Content

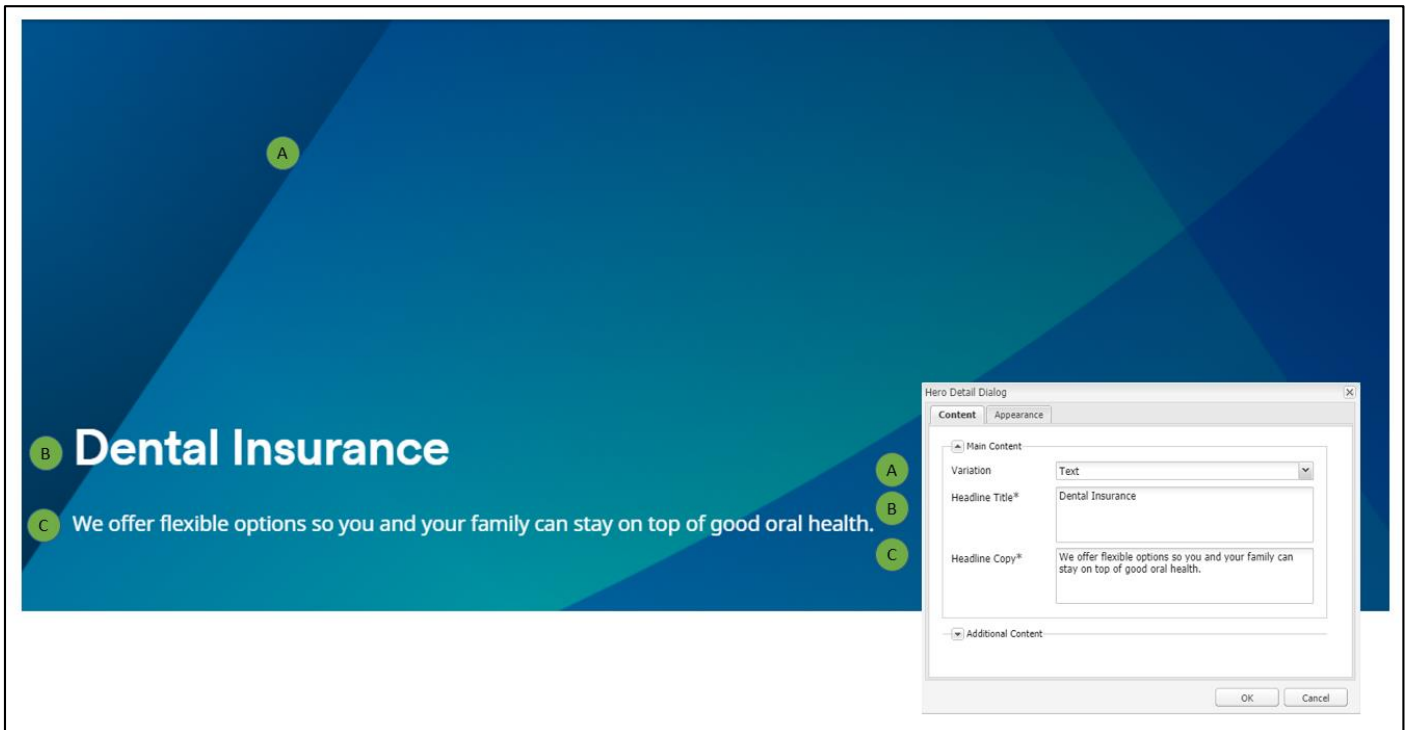
Variation: Text

Headline Title*

Headline Copy*

Additional Content

OK Cancel



A

B **Dental Insurance**

C We offer flexible options so you and your family can stay on top of good oral health.

A

B

C

Hero Detail Dialog

Content Appearance

Main Content

Variation: Text

Headline Title*: Dental Insurance

Headline Copy*: We offer flexible options so you and your family can stay on top of good oral health.

Additional Content

OK Cancel

Variation – Text and Image

Hero Detail Dialog

Content | Appearance

▲ Main Content

Variation: Text and Image

Desktop/Tablet Image*: [Redacted]

Mobile Image: [Redacted]

Image Position*: Center Center

Headline Title*: [Redacted]

Headline Copy*: [Redacted]

▼ Additional Content

OK Cancel

A B C D

E **Dental Insurance**

F We offer flexible options so you and your family can stay on top of good oral health.

A B C D E F

Hero Detail Dialog

Content | Appearance

▲ Main Content

Variation: Text and Image

Desktop/Tablet Image*: /content/dam/metlifecom/us/brand-portal/images/latam.jpg

Mobile Image: /content/dam/metlifecom/us/brand-portal/images/recent.jpg

Image Position*: Center Center

Headline Title*: Dental Insurance

Headline Copy*: We offer flexible options so you and your family can stay on top of good oral health.

▼ Additional Content

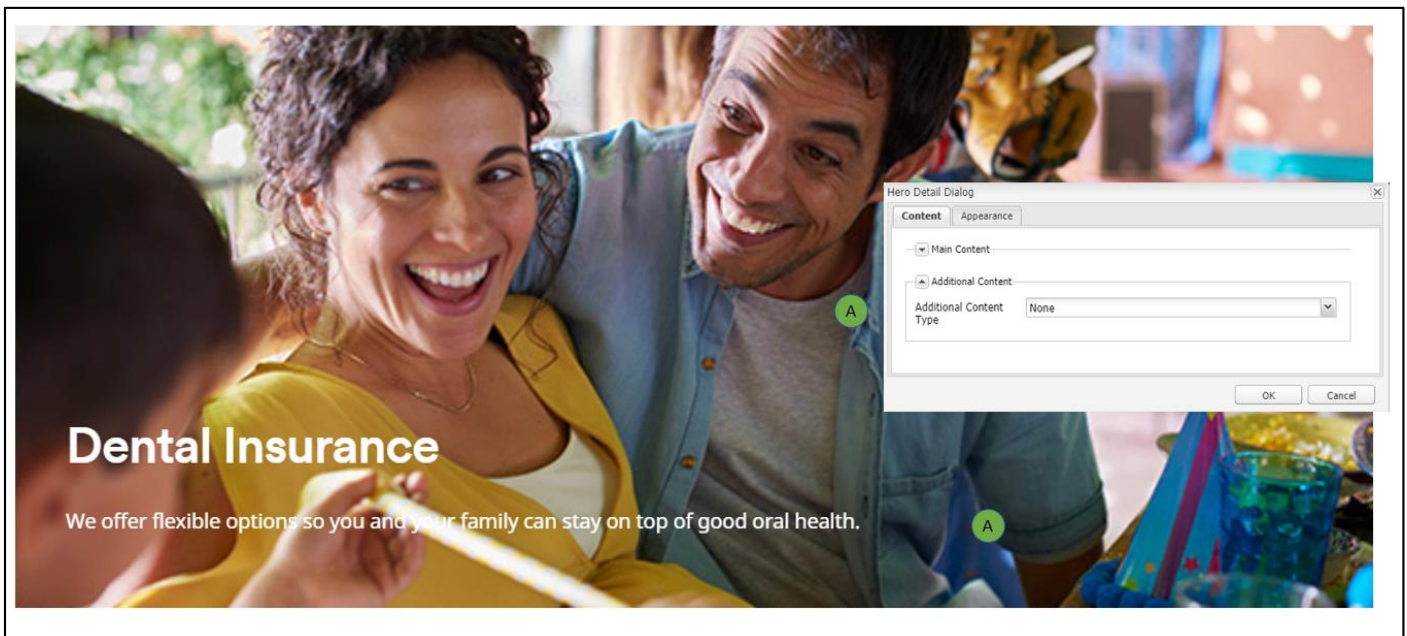
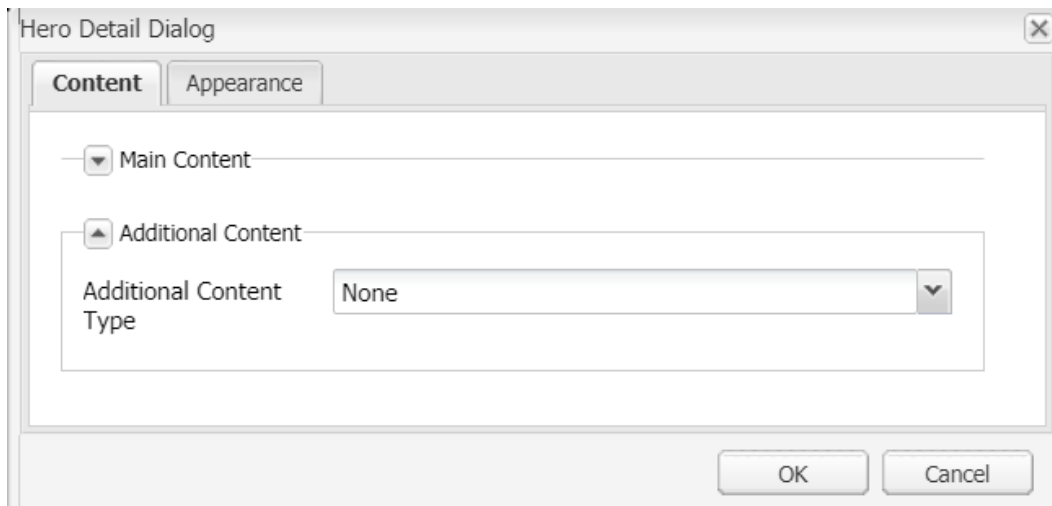
OK Cancel

Additional Content

This section will contain the additional content configuration (which is optional).

1. **Select Additional Content Type** – This allows you to select from 4 different additional content types:
 - a. None
 - b. CTA
 - c. Contact Link
 - d. CTA and Contact Link
2. **CTA Text** – Text for the CTA button
3. **CTA Path** – Link path for the CTA button
4. **CTA Open In** – Target for the CTA link
5. **Contact Label** – The label for the contact information
6. **Contact Text** – The text of the contact link
7. **Contact Path** – The link path for the contact text
8. **Contact Open in** – Link path for the contact text.

Variation – None



Variation – CTA

Hero Detail Dialog

Content | Appearance

▼ Main Content

▲ Additional Content

Additional Content Type: CTA

CTA Text: [Empty text box]

CTA Path: [Empty search box]

CTA Open in: [Empty dropdown menu]

OK Cancel

Dental Insurance

We offer flexible options so you and your family can stay on top of good oral health.

CONTACT US

Hero Detail Dialog

Content | Appearance

▼ Main Content

▲ Additional Content

Additional Content Type: CTA

CTA Text: Contact Us

CTA Path: <https://www.metlife.com>

CTA Open in: Same Page

OK Cancel

A B C D

Variation – Contact Link

Hero Detail Dialog

Content Appearance

▼ Main Content

▲ Additional Content

Additional Content Type: Contact Link

Contact Label: [Empty text box]

Contact Text: [Empty text box]

Contact Path: [Empty text box with search icon]

Contact Open in: [Empty dropdown menu]

OK Cancel

Dental Insurance

We offer flexible options so you and your family can stay on top of good oral health.

Get started

844-569-3607

Hero Detail Dialog

Content Appearance

▼ Main Content

▲ Additional Content

Additional Content Type: Contact Link

Contact Label: Get started

Contact Text: 844-569-3607

Contact Path: tel:18445693607

Contact Open in: Same Page

OK Cancel

Annotations: A (Additional Content Type), B (Contact Label), C (Contact Text), D (Contact Path), E (Contact Open in)

Variation – CTA and Contact Link

Hero Detail Dialog

Content | Appearance

▼ Main Content

▲ Additional Content

Additional Content Type: CTA and Contact Link

CTA Text:

CTA Path: 🔍

CTA Open in: ▼

Contact Text:

Contact Path: 🔍

Contact Open in: ▼

OK Cancel

Dental Insurance

We offer flexible options so you and your family can stay on top of good oral health.

CONTACT US

844-569-3607

Hero Detail Dialog

Content | Appearance

▼ Main Content

▲ Additional Content

Additional Content Type: CTA and Contact Link

CTA Text: Contact Us

CTA Path: https://www.metlife.com

CTA Open in: Same Page

Contact Text: 844-569-3607

Contact Path: tel:18445693607

Contact Open in: Same Page

OK Cancel

Appearance Tab

This tab has one sections, Spacing:

Spacing

This section will contain the main content configuration.

1. **Bottom Spacing** – This selects bottom spacing on the component

